



Sealed Lead Acid Battery



We are committed ...

Worldwide Destination





Ufo is another series of UPS batteries produced in Aco Battery industrial group. These batteries are designed for use in data centers, emergency power systems, protection, security, and renewable energy equipment. The technical knowledge of this product is the result of studies by the research and development team and experienced consultants from reputable companies in the world. All production and control stations of **Ufo** batteries are equipped with advanced equipment and machines under the control and supervision of the technical and engineering team and comply with international standards. The quality of raw materials and intermediate and final products has been checked and approved by quality control inspectors, electrical and chemical laboratories.

Aco Battery Industrial Group is proud to launch a tracking and identification system for all manufactured batteries in order to satisfy customers and consumers and implement after-sales service and product warranty. In order to supply quality, competitive and standard products in the domestic and export markets, technical knowledge, equipment and production technology are continuously updated.

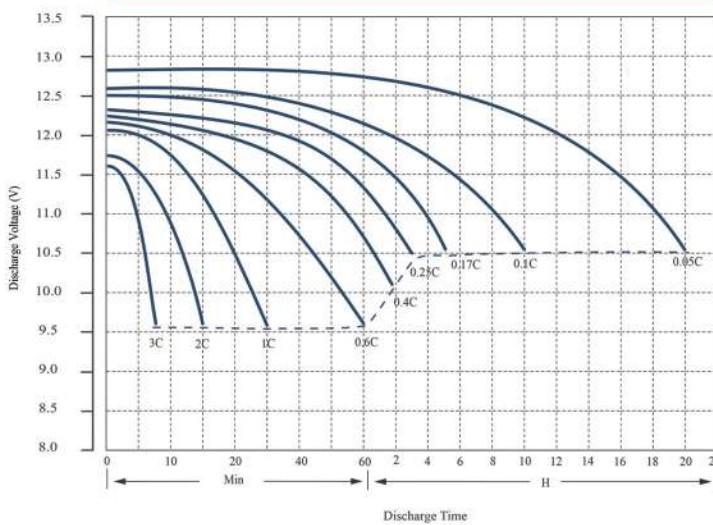




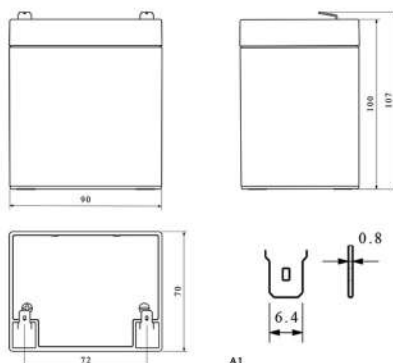
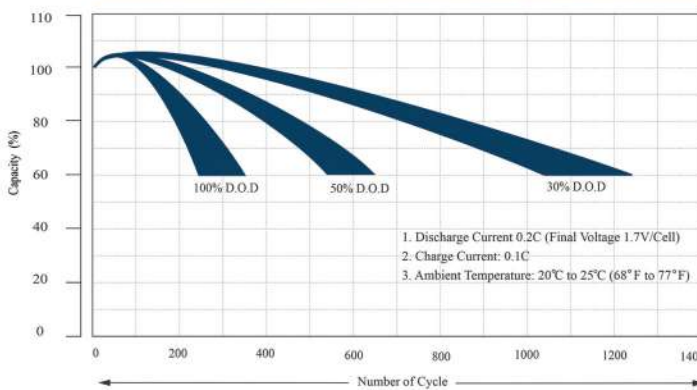
12AP-4.5

12V 4.5AH

Discharging Characteristic (25°C)



CYCLE SERVICE LIFE IN RELATION TO DEPTH OF DISCHARGE



Benefits and Features

- High Discharge Performance
- Long Life
- Low Self-Discharge
- Centralized Venting System
- Wide Ranging Operating Temperature
- Container & Cover ABS (Optional-Flame Retardant ABS)
- Maintenance Free
- High Gas Recombination Efficiency

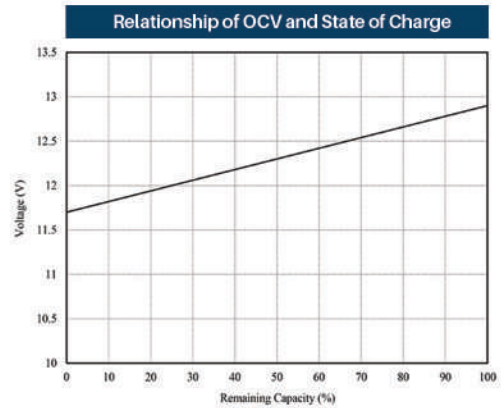
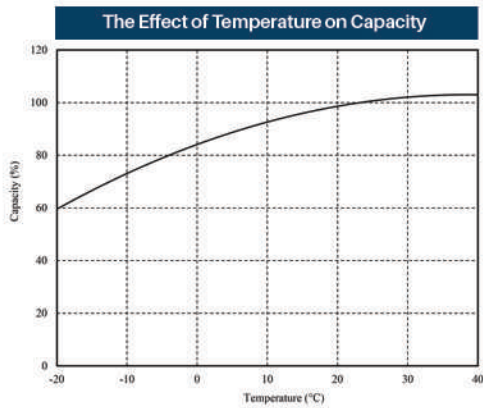
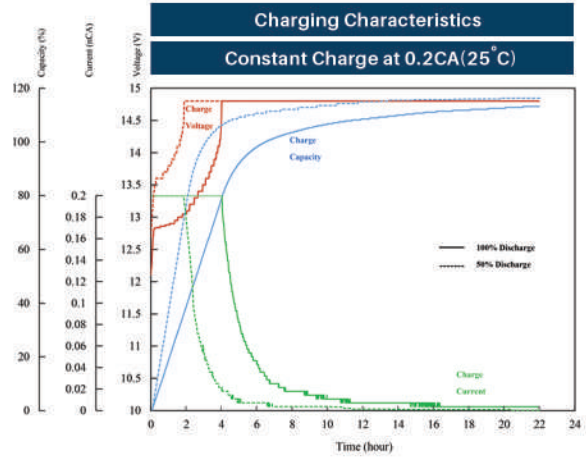
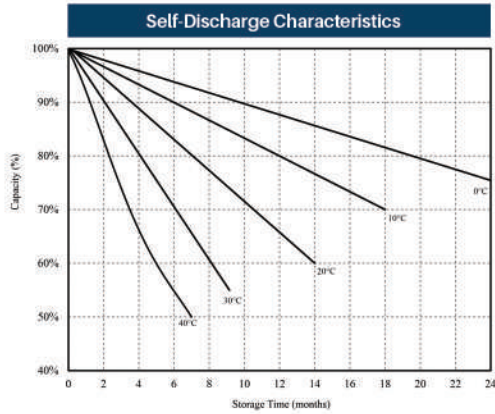
Applications

- Uninterruptable Power Supply (UPS, Inverter, Chargers, etc.)
- Renewable Energy
- Medical & Laboratory Equipment
- Network Communication & Data
- Alarm and Security System
- Communication Power Supply
- Auto Control Systems

Technical Specifications

Nominal Voltage	12 V	
Capacity (20Hr)	4.5 Ah	
Nominal Capacity (25°C)	4.5 Ah	20Hr (0.23A ,10.5V)
	4.1 Ah	10Hr (0.41A ,10.5V)
	3.75 Ah	5Hr (0.75A ,10.5V)
	3.6 Ah	3Hr (1.20A ,10.5V)
	3.15 Ah	1Hr (3.15A ,9.6V)
Weight (kg)	1.45 ± 0.075	
Internal Resistance (Fully Charge (25°C))	35 mΩ	
Material Of Case and Cover	ABS	
Dimensions (mm)	Length	90
	Width	70
	Height	100
	Total Height	107
Maximum Discharge Current (A,5S)	75	
Pole Type	A1	
Charging Method (25°C)	Maximum Charging Current	0.9 A
	Float Charging Voltage	13.5-13.8 (18 mV/°C)
	Cyclic Charging Voltage	14.4-14.8 (30 mV/°C)
Operating Temperature Range	Discharge	-15°C~50°C
	Charge	-15°C~40°C
	Storage	-15°C~40°C

12AP-4.5 **12V** **4.5AH**



END VOLTAGE (V/CELL)	Constant Current Discharge Data (A, 25°C)						
	Minute		Hour				
	15	30	1	3	5	10	20
1.60 V/Cell	8.25	5.00	3.15	1.41	0.88	0.45	0.26
1.65 V/Cell	7.68	4.47	3.07	1.31	0.82	0.44	0.25
1.70 V/Cell	7.30	4.42	3.02	1.24	0.76	0.43	0.24
1.75 V/Cell	6.88	4.32	2.97	1.20	0.75	0.41	0.23
1.80 V/Cell	5.88	3.79	2.66	1.14	0.67	0.39	0.22

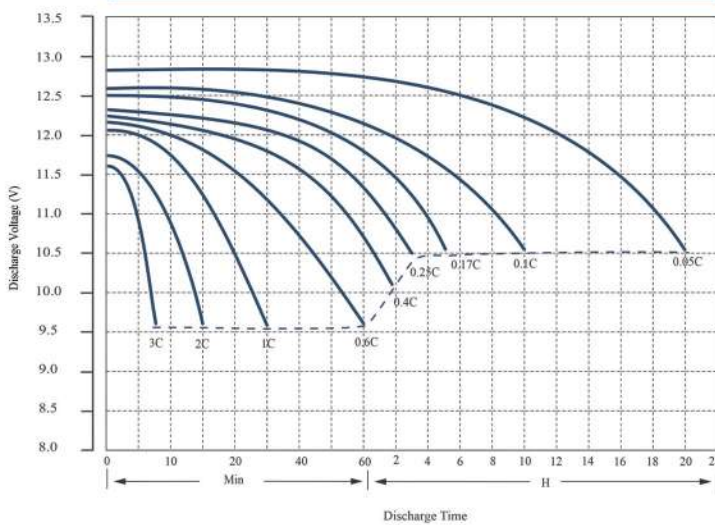
END VOLTAGE (V/CELL)	Constant Power Discharge Data (W / Cell, 25°C)						
	Minute		Hour				
	15	30	1	3	5	10	20
1.60 V/Cell	17.00	10.00	5.65	2.57	1.63	0.96	0.510
1.65 V/Cell	15.93	9.69	5.63	2.51	1.60	0.95	0.507
1.70 V/Cell	15.69	9.38	5.61	2.45	1.56	0.93	0.505
1.75 V/Cell	15.26	9.12	5.51	2.44	1.54	0.91	0.501
1.80 V/Cell	15.02	9.02	5.33	2.41	1.50	0.89	0.498



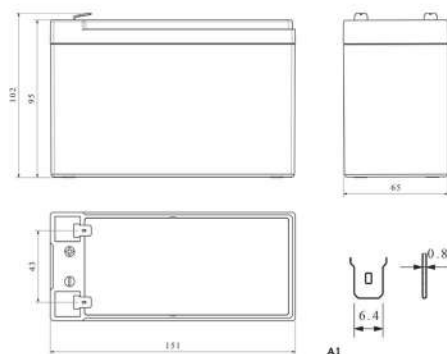
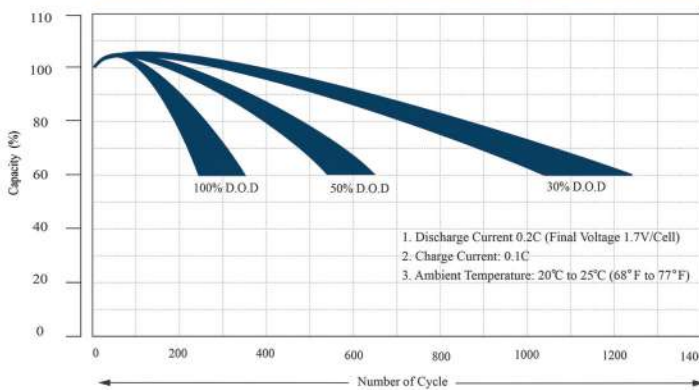
12AP-7.5

12V 7.5AH

Discharging Characteristic (25°C)



CYCLE SERVICE LIFE IN RELATION TO DEPTH OF DISCHARGE



Benefits and Features

- High Discharge Performance
- Long Life
- Low Self-Discharge
- Centralized Venting System
- Wide Ranging Operating Temperature
- Container & Cover ABS (Optional-Flame Retardant ABS)
- Maintenance Free
- High Gas Recombination Efficiency

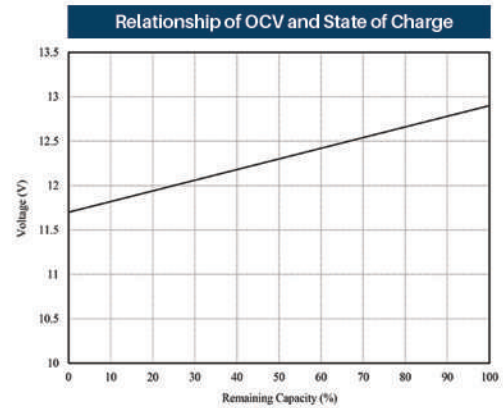
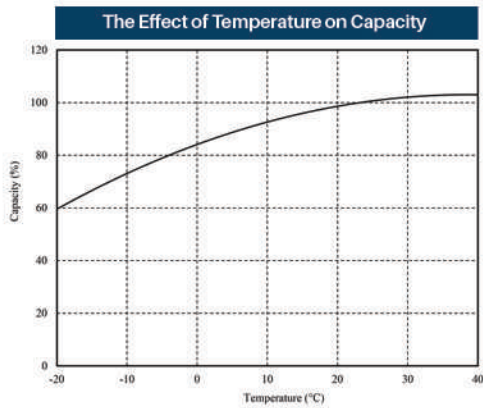
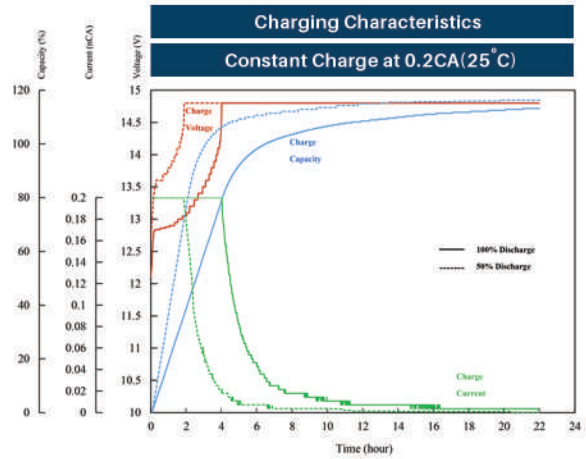
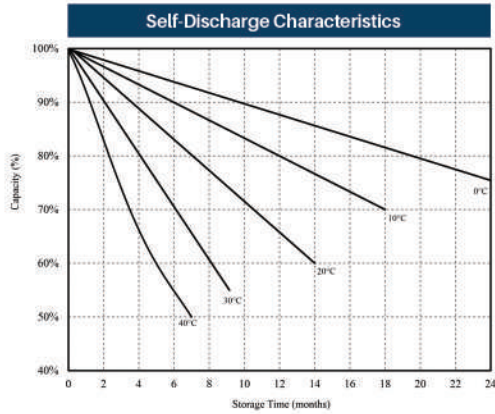
Applications

- Uninterruptable Power Supply (UPS, Inverter, Chargers, etc.)
- Renewable Energy
- Medical & Laboratory Equipment
- Network Communication & Data
- Alarm and Security System
- Communication Power Supply
- Auto Control Systems

Technical Specifications

Nominal Voltage	12 V	
Capacity (20Hr)	7.5 Ah	
Nominal Capacity (25°C)	7.5 Ah	20Hr (0.38A ,10.5V)
	7 Ah	10Hr (0.70A ,10.5V)
	6.38 Ah	5Hr (1.28A ,10.5V)
	5.55 Ah	3Hr (1.85A ,10.5V)
	4.8 Ah	1Hr (4.8A ,9.6V)
Weight (kg)	2.2 ± 0.1	
Internal Resistance (Fully Charge (25°C))	26 mΩ	
Material Of Case and Cover	ABS	
Dimensions (mm)	Length	151
	Width	85
	Height	95
	Total Height	102
Maximum Discharge Current (A,5S)	110	
Pole Type	A1	
Charging Method (25°C)	Maximum Charging current	1.5 A
	Float charging voltage	13.5-13.8V (18 mV/°C)
	Equalization Charging Voltage	14.4-14.8V (30 mV/°C)
Operating Temperature Range	Discharge	-15°C~50°C
	Charge	-15°C~40°C
	Storage	-15°C~40°C

12AP-7.5 12V 7.5AH



END VOLTAGE (V/CELL)	Constant Current Discharge Data (A, 25°C)						
	Minute		Hour				
	15	30	1	3	5	10	20
1.60 V/Cell	14.30	8.30	4.80	1.97	1.36	0.74	0.41
1.65 V/Cell	14.04	8.16	4.52	1.93	1.32	0.73	0.39
1.70 V/Cell	13.12	7.70	4.44	1.88	1.29	0.72	0.38
1.75 V/Cell	12.39	7.40	4.35	1.85	1.28	0.70	0.38
1.80 V/Cell	11.70	7.32	4.24	1.81	1.25	0.69	0.37

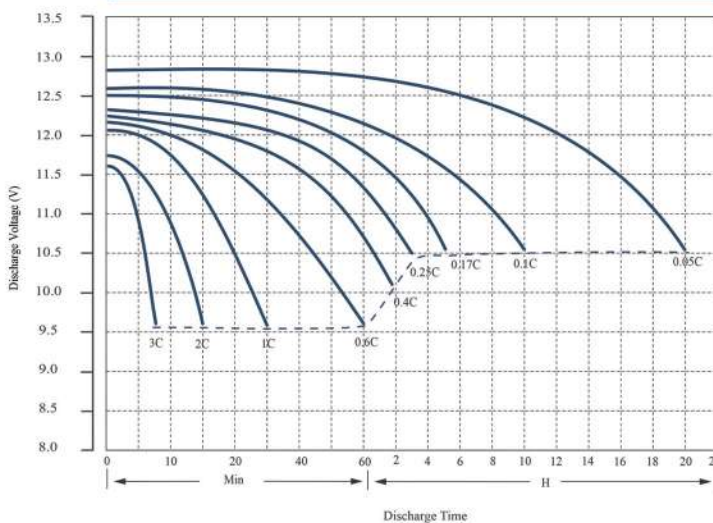
END VOLTAGE (V/CELL)	Constant Power Discharge Data (W / Cell, 25°C)						
	Minute		Hour				
	15	30	1	3	5	10	20
1.60 V/Cell	26.77	15.98	9.15	3.89	2.59	1.42	0.76
1.65 V/Cell	26.45	15.78	9.01	3.77	2.57	1.39	0.75
1.70 V/Cell	25.40	15.21	8.75	3.58	2.49	1.37	0.74
1.75 V/Cell	24.60	14.79	8.51	3.44	2.45	1.35	0.73
1.80 V/Cell	23.90	14.29	8.30	3.32	2.40	1.32	0.72



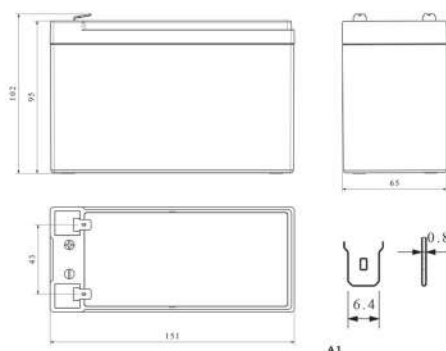
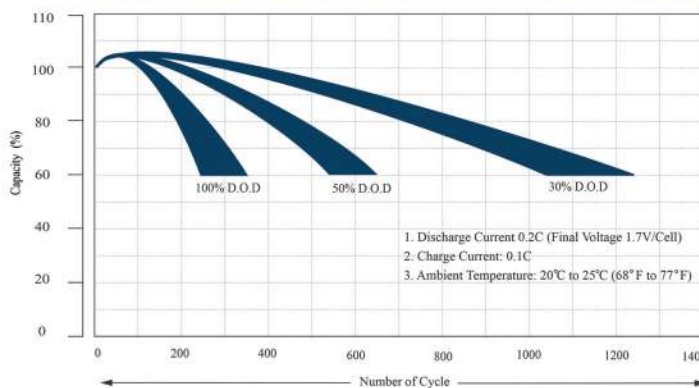
12AP-9

12V | **9AH**

Discharging Characteristic (25°C)



CYCLE SERVICE LIFE IN RELATION TO DEPTH OF DISCHARGE



Benefits and Features

- High Discharge Performance
- Long Life
- Low Self-Discharge
- Centralized Venting System
- Wide Ranging Operating Temperature
- Container & Cover ABS (Optional-Flame Retardant ABS)
- Maintenance Free
- High Gas Recombination Efficiency

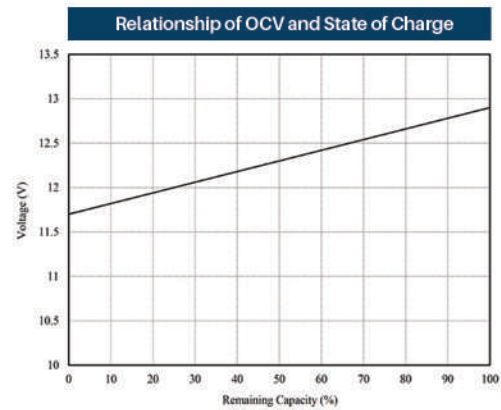
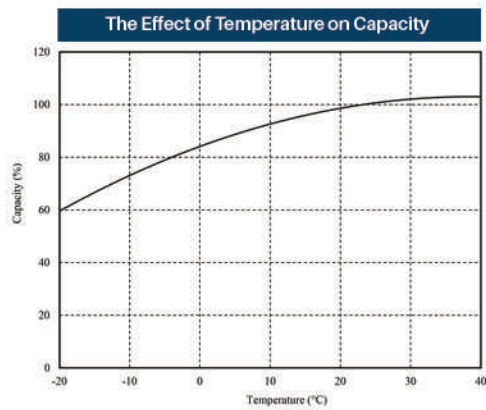
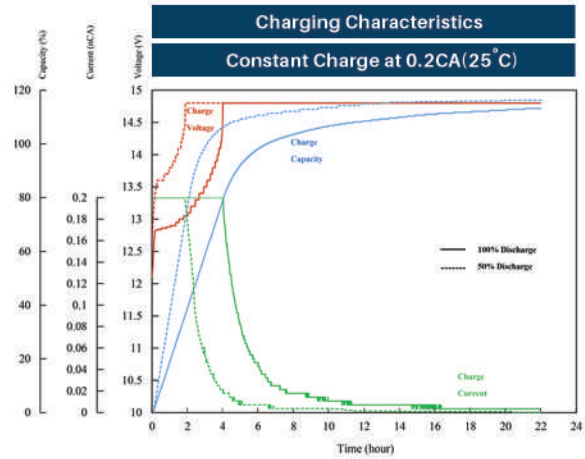
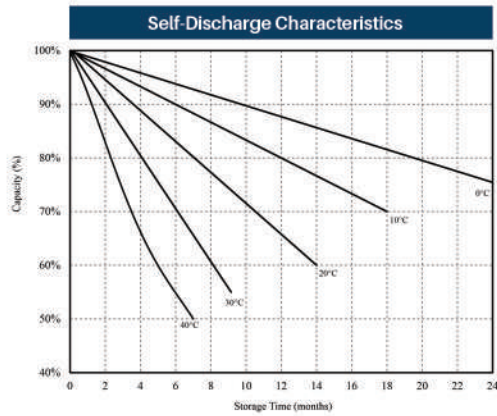
Applications

- Uninterruptable Power Supply (UPS, Inverter, Chargers, etc.)
- Renewable Energy
- Medical & Laboratory Equipment
- Network Communication & Data
- Alarm and Security System
- Communication Power Supply
- Auto Control Systems

Technical Specifications

Nominal Voltage	12 V	
Capacity (20Hr)	9 Ah	
Nominal Capacity (25°C)	9 Ah	20Hr (0.45A ,10.5V)
	7.9 Ah	10Hr (0.79A ,10.5V)
	7.25 Ah	5Hr (1.45A ,10.5V)
	6.90 Ah	3Hr (2.3A ,10.5V)
	5.6 Ah	1Hr (5.6A ,9.6V)
Weight (kg)	2.45±0.1	
Internal Resistance (Fully Charge (25°C))	19 mΩ	
Material Of Case and Cover	ABS	
Dimensions (mm)	Length	151
	Width	65
	Height	95
	Total Height	102
Maximum Discharge Current (A,SS)	135	
Pole Type	A1	
Charging Method (25°C)	Maximum Charging current	1.8 A
	Float charging voltage	13.5-13.8V (18 mV/°C)
	Equalization Charging Voltage	14.4-14.8V (30 mV/°C)
Operating Temperature Range	Discharge	-15°C~50°C
	Charge	-15°C~40°C
	Storage	-15°C~40°C

12AP-9 **12V** **9AH**



END VOLTAGE (V/CELL)	Constant Current Discharge Data (A, 25°C)						
	Minute		Hour				
	15	30	1	3	5	10	20
1.60 V/Cell	17.50	10.30	5.60	2.40	1.58	0.84	0.49
1.65 V/Cell	16.73	10.16	5.55	2.37	1.55	0.83	0.48
1.70 V/Cell	15.63	9.12	5.42	2.33	1.53	0.81	0.47
1.75 V/Cell	15.00	8.94	5.18	2.30	1.45	0.79	0.45
1.80 V/Cell	14.33	8.78	5.14	2.24	1.44	0.79	0.45

END VOLTAGE (V/CELL)	Constant Power Discharge Data (W / Cell, 25°C)						
	Minute		Hour				
	15	30	1	3	5	10	20
1.60 V/Cell	34.01	21.00	10.99	4.81	3.32	1.87	0.99
1.65 V/Cell	33.00	20.65	10.85	4.70	3.29	1.85	0.98
1.70 V/Cell	32.10	19.90	10.40	4.50	3.18	1.83	0.97
1.75 V/Cell	30.90	19.19	10.10	4.29	3.11	1.80	0.95
1.80 V/Cell	30.37	18.80	9.95	4.17	3.02	1.76	0.93



Sealed Lead Acid Battery



www.aco-battery.com

UFO SEALED ACID BATTERY

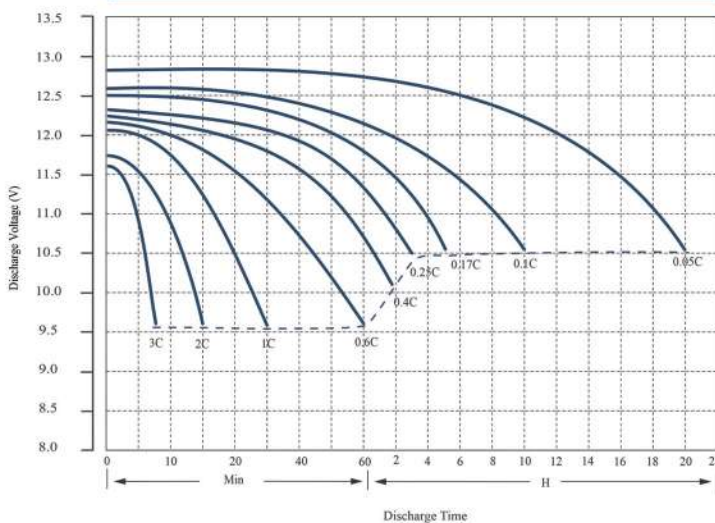
PRODUCT CATALOGUE



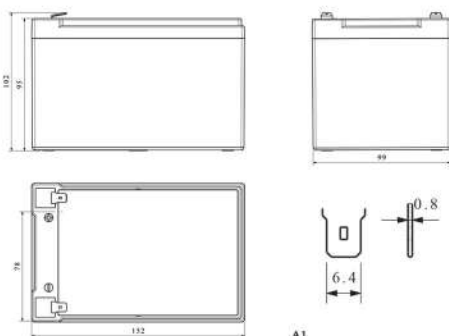
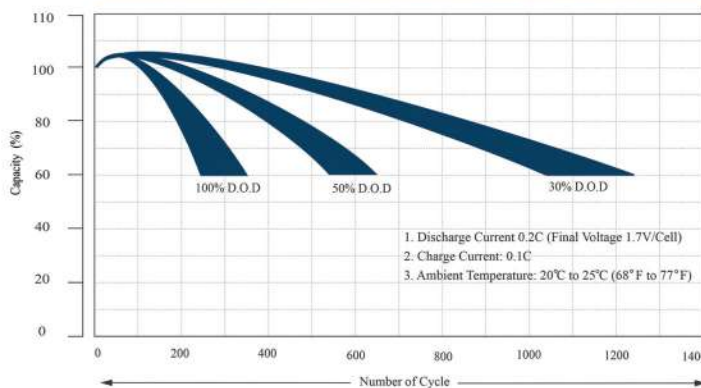
12AP-12

12V | **12AH**

Discharging Characteristic (25°C)



CYCLE SERVICE LIFE IN RELATION TO DEPTH OF DISCHARGE



Benefits and Features

- High Discharge Performance
- Long Life
- Low Self-Discharge
- Centralized Venting System
- Wide Ranging Operating Temperature
- Container & Cover ABS (Optional-Flame Retardant ABS)
- Maintenance Free
- High Gas Recombination Efficiency

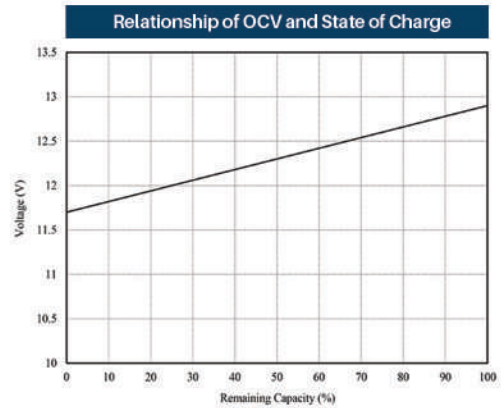
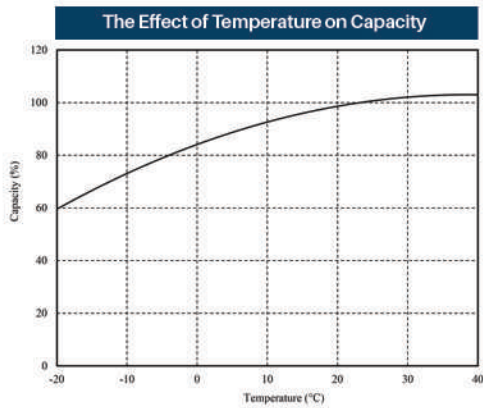
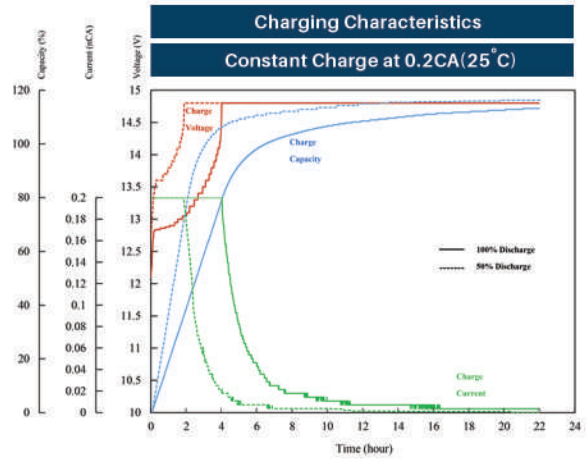
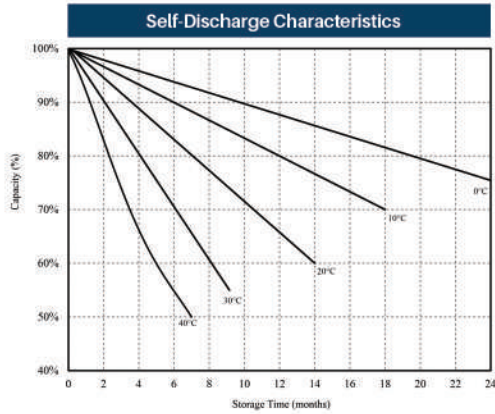
Applications

- Uninterruptable Power Supply (UPS, Inverter, Chargers, etc.)
- Renewable Energy
- Medical & Laboratory Equipment
- Network Communication & Data
- Alarm and Security System
- Communication Power Supply
- Auto Control Systems

Technical Specifications

Nominal Voltage	12 V	
Capacity (20Hr)	12 Ah	
Nominal Capacity (25°C)	12 Ah	20Hr (0.6A ,10.5V)
	11.20 Ah	10Hr (1.12A ,10.5V)
	10.10 Ah	5Hr (2.02A ,10.5V)
	9.45 Ah	3Hr (3.15A ,10.5V)
	7.4 Ah	1Hr (7.4A ,9.6V)
Weight (kg)	3.6 ± 0.15	
Internal Resistance (Fully Charge (25°C))	17 mΩ	
Material Of Case and Cover	ABS	
Dimensions (mm)	Length	152
	Width	99
	Height	95
	Total Height	102
Maximum Discharge Current (A,SS)	185	
Pole Type	A1	
Charging Method (25°C)	Maximum Charging current	2.4 A
	Float charging voltage	13.5-13.8V (18 mV/°C)
	Equalization Charging Voltage	14.4-14.8V (30 mV/°C)
Operating Temperature Range	Discharge	-15°C~50°C
	Charge	-15°C~40°C
	Storage	-15°C~40°C

12AP-12 12V 12AH



END VOLTAGE (V/CELL)	Constant Current Discharge Data (A, 25°C)						
	Minute		Hour				
	15	30	1	3	5	10	20
1.60 V/Cell	22.20	13.30	7.40	3.33	2.35	1.20	0.63
1.65 V/Cell	21.33	12.50	7.31	3.26	2.24	1.15	0.62
1.70 V/Cell	20.58	11.63	7.21	3.21	2.14	1.14	0.62
1.75 V/Cell	18.58	10.80	7.03	3.15	2.02	1.12	0.60
1.80 V/Cell	18.13	10.20	6.78	2.98	1.94	1.10	0.60

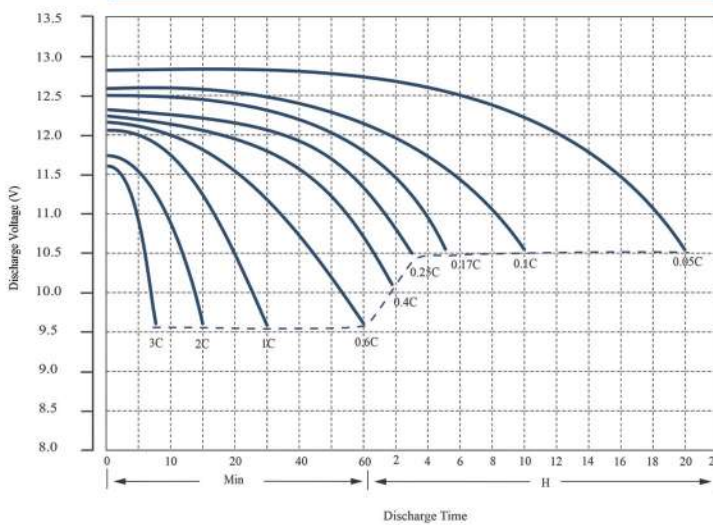
END VOLTAGE (V/CELL)	Constant Power Discharge Data (W / Cell, 25°C)						
	Minute		Hour				
	15	30	1	3	5	10	20
1.60 V/Cell	41.28	24.83	14.67	6.23	4.12	2.45	1.27
1.65 V/Cell	39.61	23.81	13.80	5.90	4.04	2.42	1.25
1.70 V/Cell	38.80	23.50	13.50	5.65	3.92	2.39	1.24
1.75 V/Cell	37.70	22.80	13.25	5.53	3.85	2.35	1.22
1.80 V/Cell	36.10	21.90	12.45	5.32	3.73	2.31	1.20



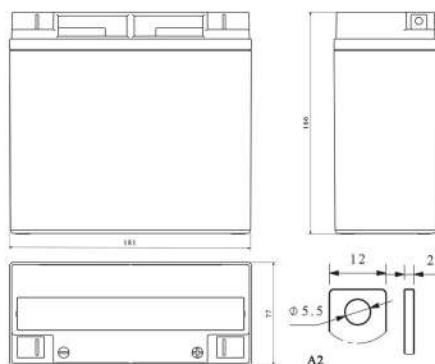
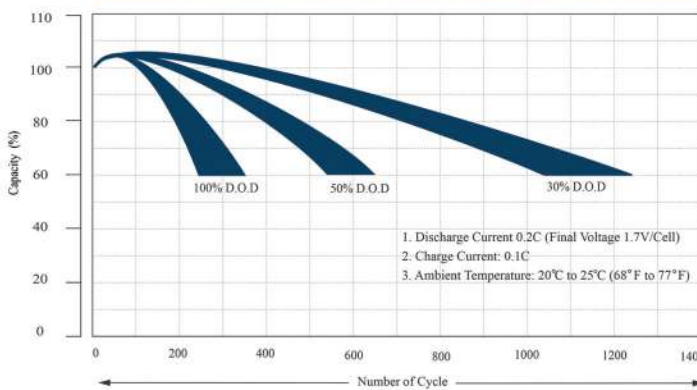
12AP-18

12V 18AH

Discharging Characteristic (25°C)



CYCLE SERVICE LIFE IN RELATION TO DEPTH OF DISCHARGE



Benefits and Features

- High Discharge Performance
- Long Life
- Low Self-Discharge
- Centralized Venting System
- Wide Ranging Operating Temperature
- Container & Cover ABS (Optional-Flame Retardant ABS)
- Maintenance Free
- High Gas Recombination Efficiency

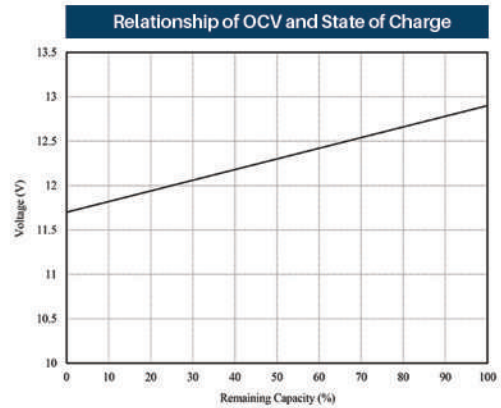
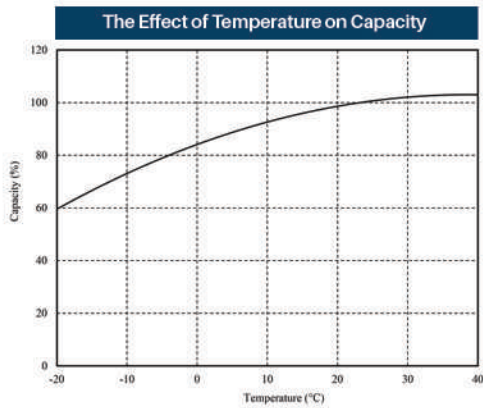
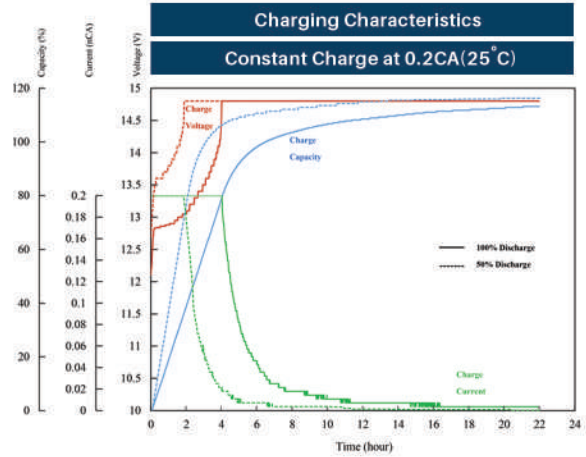
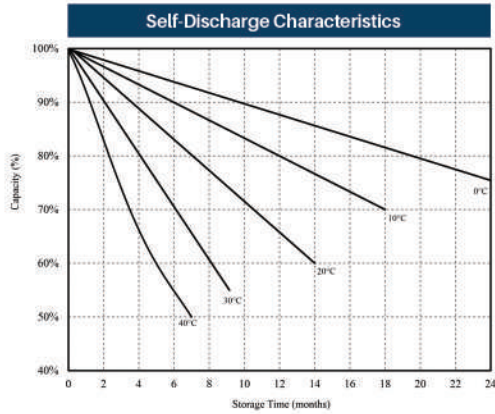
Applications

- Uninterruptable Power Supply (UPS, Inverter, Chargers, etc.)
- Renewable Energy
- Medical & Laboratory Equipment
- Network Communication & Data
- Alarm and Security System
- Communication Power Supply
- Auto Control Systems

Technical Specifications

Nominal Voltage	12 V	
Capacity (20Hr)	18 Ah	
Nominal Capacity (25°C)	18 Ah	20Hr (0.9A ,10.5V)
	17 Ah	10Hr (1.70A ,10.5V)
	15.25 Ah	5Hr (3.05A ,10.5V)
	14.25 Ah	3Hr (4.75A ,10.5V)
	11.50 Ah	1Hr (11.50A ,9.6V)
Weight (kg)	5.5 ± 0.25	
Internal Resistance (Fully Charge (25°C))	15 mΩ	
Material Of Case and Cover	ABS	
Dimensions (mm)	Length	181
	Width	77
	Height	166
	Total Height	166
Maximum Discharge Current (A,SS)	275	
Pole Type	A2	
Charging Method (25°C)	Maximum Charging current	3.6 A
	Float charging voltage	13.5-13.8V (18 mV/°C)
	Equalization Charging Voltage	14.4-14.8V (30 mV/°C)
Operating Temperature Range	Discharge	-15°C~50°C
	Charge	-15°C~40°C
	Storage	-15°C~40°C

12AP-18 12V 18AH



END VOLTAGE (V/CELL)	Constant Current Discharge Data (A, 25°C)						
	15	30	1	3	5	10	20
1.60 V/Cell	34.30	21.30	11.50	5.00	3.27	1.78	0.94
1.65 V/Cell	33.30	20.90	11.42	4.93	3.19	1.75	0.93
1.70 V/Cell	32.10	19.40	11.26	4.86	3.18	1.71	0.92
1.75 V/Cell	30.50	18.60	11.00	4.75	3.05	1.70	0.90
1.80 V/Cell	28.90	17.60	10.51	4.71	2.93	1.68	0.88

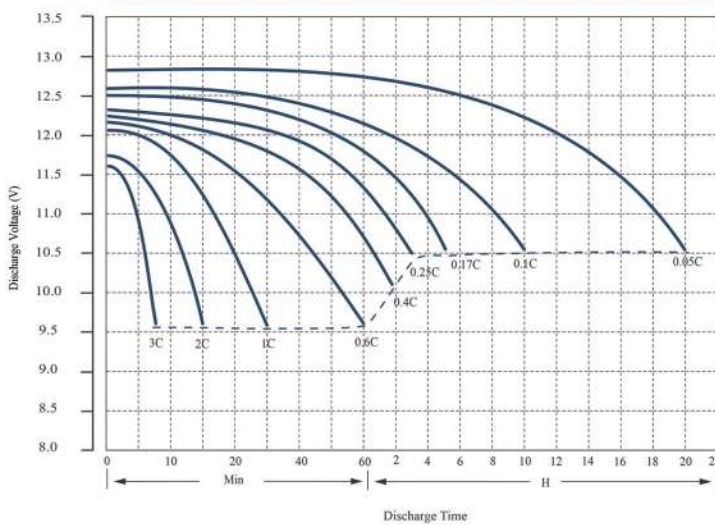
END VOLTAGE (V/CELL)	Constant Power Discharge Data (W / Cell, 25°C)						
	Minute		Hour				
	15	30	1	3	5	10	20
1.60 V/Cell	66.72	40.68	22.65	9.75	6.47	3.49	1.80
1.65 V/Cell	65.02	39.69	22.25	9.44	6.39	3.45	1.78
1.70 V/Cell	63.60	39.19	21.95	9.14	6.34	3.42	1.76
1.75 V/Cell	61.60	37.79	21.52	8.94	6.27	3.37	1.73
1.80 V/Cell	60.01	36.44	20.32	8.68	6.10	3.24	1.69



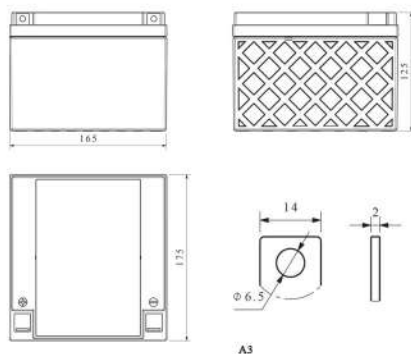
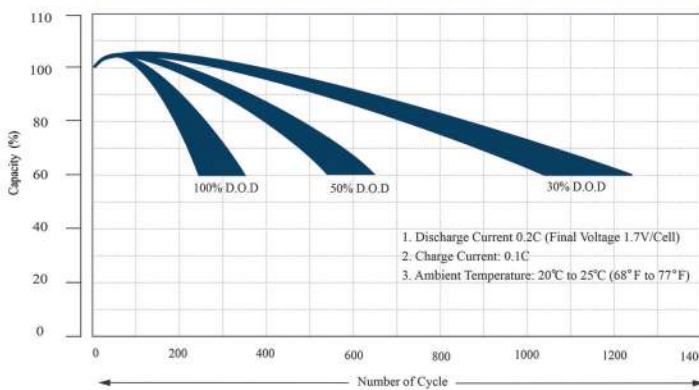
12AP-28

12V | **28AH**

Discharging Characteristic (25°C)



CYCLE SERVICE LIFE IN RELATION TO DEPTH OF DISCHARGE



Benefits and Features

- High Discharge Performance
- Long Life
- Low Self-Discharge
- Centralized Venting System
- Wide Ranging Operating Temperature
- Container & Cover ABS (Optional-Flame Retardant ABS)
- Maintenance Free
- High Gas Recombination Efficiency

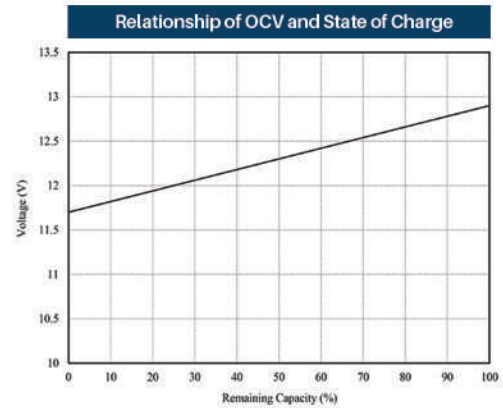
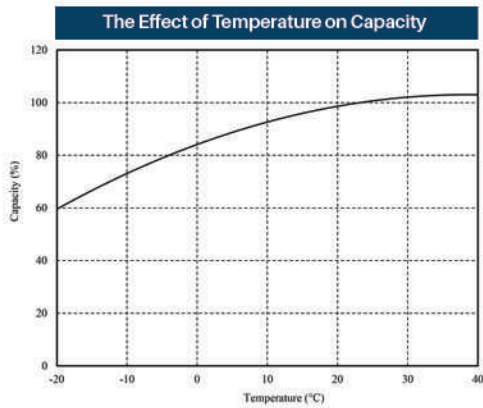
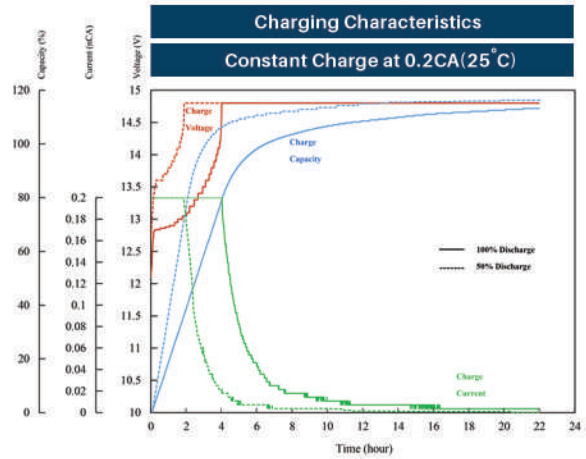
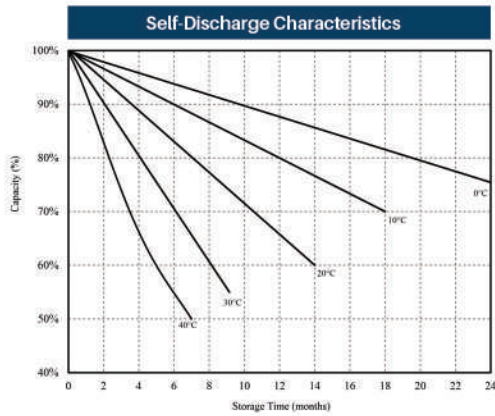
Applications

- Uninterruptable Power Supply (UPS, Inverter, Chargers, etc.)
- Renewable Energy
- Medical & Laboratory Equipment
- Network Communication & Data
- Alarm and Security System
- Communication Power Supply
- Auto Control Systems

Technical Specifications

Nominal Voltage	12 V	
Capacity (20Hr)	28 Ah	
Nominal Capacity (25°C)	28 Ah	20Hr (1.4A ,10.5V)
	28 Ah	10Hr (2.6A ,10.5V)
	23.50 Ah	5Hr (4.70A ,10.5V)
	21.3 Ah	3Hr (7.1A ,10.5V)
	17.5 Ah	1Hr (17.50A ,9.6V)
Weight (kg)	8.20 ± 0.3	
Internal Resistance (Fully Charge (25°C))	11 mΩ	
Material Of Case and Cover	ABS	
Dimensions (mm)	Length	165
	Width	165
	Height	125
	Total Height	125
Maximum Discharge Current (A,5S)	370	
Pole Type	A3	
Charging Method (25°C)	Maximum Charging current	5.6 A
	Float charging voltage	13.5-13.8V (18 mV/°C)
Operating Temperature Range	Equalization Charging Voltage	14.4-14.8V (30 mV/°C)
	Discharge	-15°C~50°C
	Charge	-15°C~40°C
	Storage	-15°C~40°C

12AP-28 12V 28AH



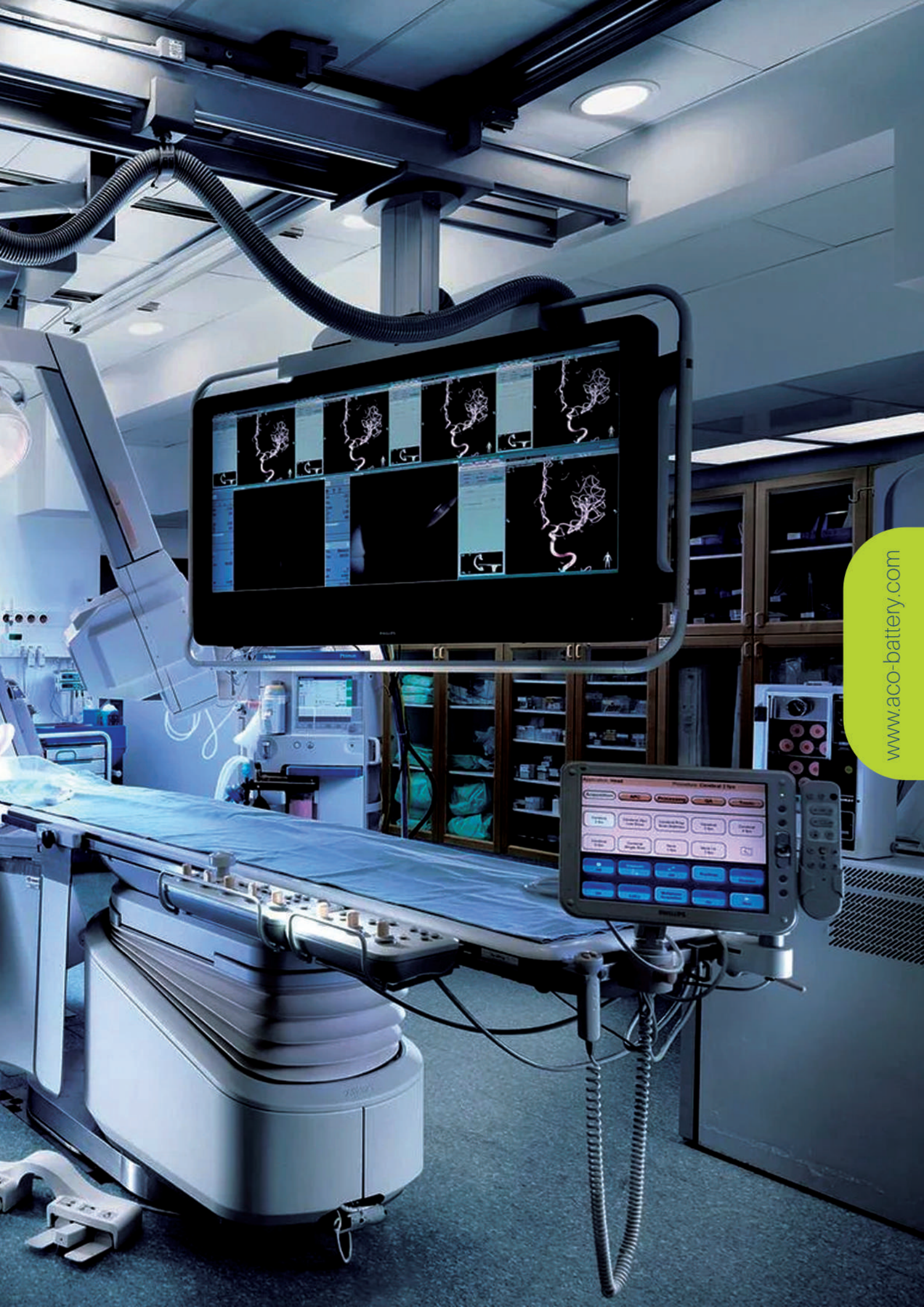
END VOLTAGE (V/CELL)	Constant Current Discharge Data (A, 25°C)						
	Minute		Hour				
	15	30	1	3	5	10	20
1.60 V/Cell	50.00	30.00	17.50	7.20	4.93	2.85	1.47
1.65 V/Cell	48.71	29.58	17.35	7.18	4.88	2.79	1.45
1.70 V/Cell	46.13	29.11	17.25	7.16	4.82	2.74	1.43
1.75 V/Cell	44.46	28.71	16.96	7.10	4.70	2.60	1.40
1.80 V/Cell	43.54	27.88	16.62	7.02	4.68	2.59	1.30

END VOLTAGE (V/CELL)	Constant Power Discharge Data (W / Cell, 25°C)						
	Minute		Hour				
	15	30	1	3	5	10	20
1.60 V/Cell	91.10	56.50	35.65	14.55	9.96	5.65	2.99
1.65 V/Cell	88.94	55.20	34.70	14.35	9.83	4.87	2.95
1.70 V/Cell	87.53	54.35	34.21	14.14	9.76	4.82	2.93
1.75 V/Cell	85.15	53.15	33.68	13.94	9.59	4.71	2.80
1.80 V/Cell	82.72	51.95	33.02	13.59	9.48	4.64	2.78



UFO

Sealed Lead Acid Battery

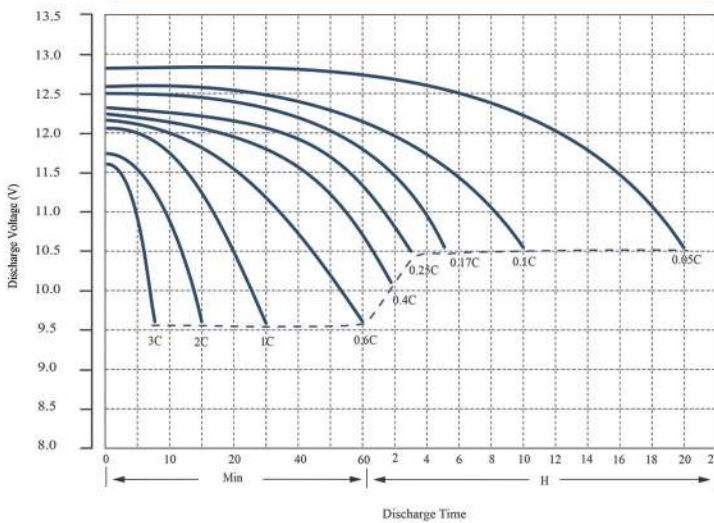




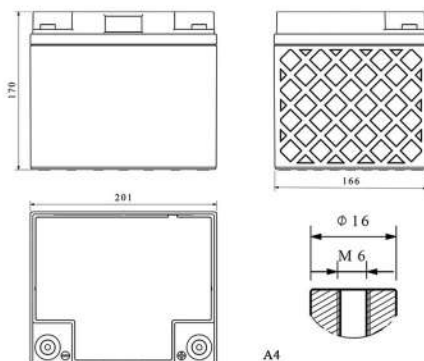
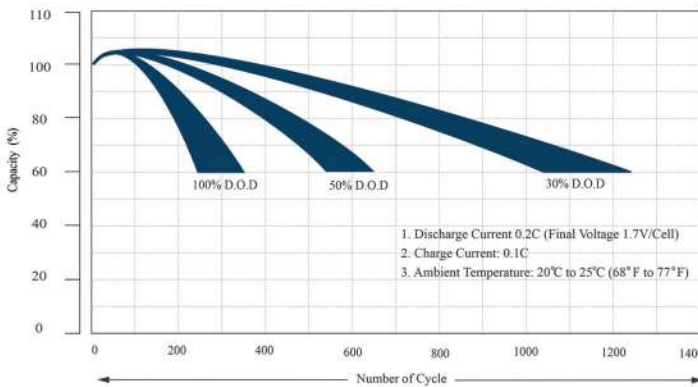
12AP-42

12V 42AH

Discharging Characteristic (25°C)



CYCLE SERVICE LIFE IN RELATION TO DEPTH OF DISCHARGE



Benefits and Features

- High Discharge Performance
- Long Life
- Low Self-Discharge
- Centralized Venting System
- Wide Ranging Operating Temperature
- Container & Cover ABS (Optional-Flame Retardant ABS)
- Maintenance Free
- High Gas Recombination Efficiency

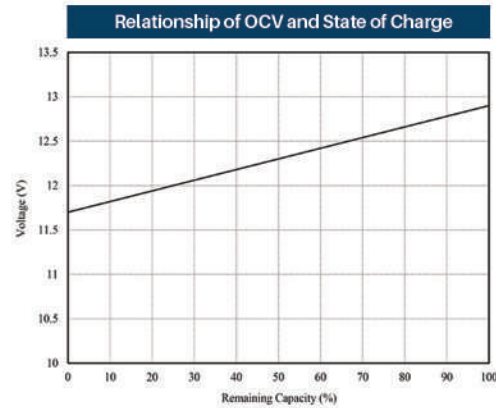
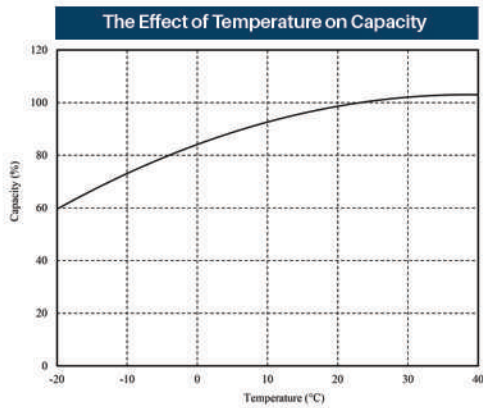
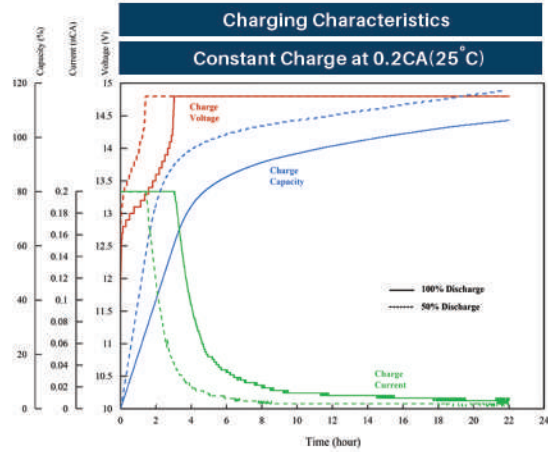
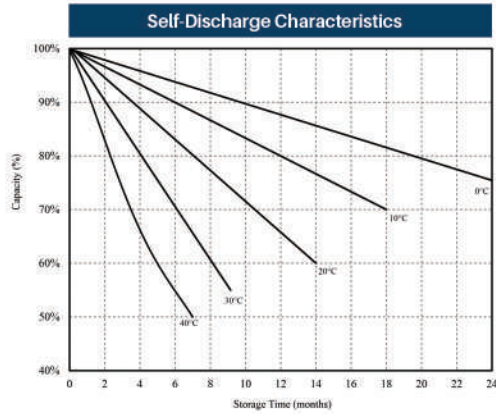
Applications

- Uninterruptable Power Supply (UPS, Inverter, Chargers, etc.)
- Renewable Energy
- Medical & Laboratory Equipment
- Network Communication & Data
- Alarm and Security System
- Communication Power Supply
- Auto Control Systems

Technical Specifications

Nominal Voltage	12 V	
Capacity (10Hr)	42 Ah	
Nominal Capacity (25°C)	43 Ah	20Hr (2.15A ,10.8V)
	42 Ah	10Hr (4.2A ,10.8V)
	36.25 Ah	5Hr (7.25A ,10.5V)
	34.5 Ah	3Hr (11.5A ,10.5V)
	25 Ah	1Hr (25A ,9.6V)
Weight (kg)	13.3±0.5	
Internal Resistance (Fully Charge (25°C))	8.5 mΩ	
Material Of Case and Cover	ABS	
Dimensions (mm)	Length	201
	Width	166
	Height	170
	Total Height	170
Maximum Discharge Current (A,SS)	420	
Pole Type	A4	
Charging Method (25°C)	Maximum Charging current	8.4 A
	Float charging voltage	13.5-13.8V (18 mV/°C)
	Equalization Charging Voltage	14.4-14.8V (30 mV/°C)
Operating Temperature Range	Discharge	-15°C~50°C
	Charge	-15°C~40°C
	Storage	-15°C~40°C

12AP-42 12V 42AH



END VOLTAGE (V/CELL)	Constant Current Discharge Data (A, 25°C)						
	Minute		Hour				
	15	30	1	3	5	10	20
1.60 V/Cell	75.0	45.0	25.0	11.74	7.73	4.35	2.21
1.65 V/Cell	73.3	43.5	24.7	11.65	7.50	4.32	2.20
1.70 V/Cell	69.5	41.4	24.0	11.60	7.34	4.30	2.18
1.75 V/Cell	63.1	40.0	23.5	11.50	7.25	4.26	2.17
1.80 V/Cell	59.7	39.1	23.1	11.36	7.18	4.20	2.15

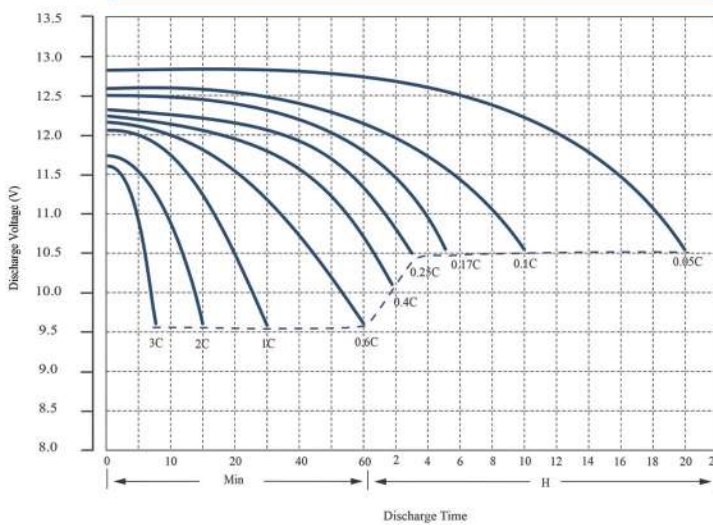
END VOLTAGE (V/CELL)	Constant Power Discharge Data (W / Cell, 25°C)						
	Minute		Hour				
	15	30	1	3	5	10	20
1.60 V/Cell	138.7	87.7	50.8	22.40	15.95	8.62	4.65
1.65 V/Cell	135.2	85.6	49.8	22.01	15.75	8.50	4.61
1.70 V/Cell	131.5	82.9	48.2	21.50	15.38	8.39	4.52
1.75 V/Cell	127.1	79.5	45.7	21.10	15.06	8.26	4.49
1.80 V/Cell	122.8	75.6	43.5	20.70	14.74	8.05	4.32



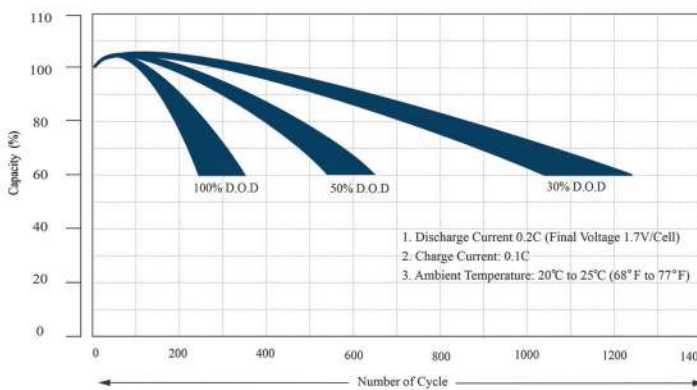
12AP-65

12V | 65AH

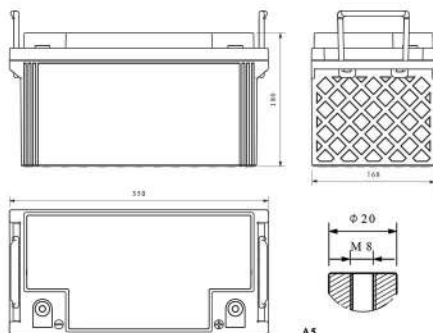
Discharging Characteristic (25°C)



CYCLE SERVICE LIFE IN RELATION TO DEPTH OF DISCHARGE



1. Discharge Current 0.2C (Final Voltage 1.7V/Cell)
2. Charge Current: 0.1C
3. Ambient Temperature: 20°C to 25°C (68°F to 77°F)



Benefits and Features

- High Discharge Performance
- Long Life
- Low Self-Discharge
- Centralized Venting System
- Wide Ranging Operating Temperature
- Container & Cover ABS (Optional-Flame Retardant ABS)
- Maintenance Free
- High Gas Recombination Efficiency

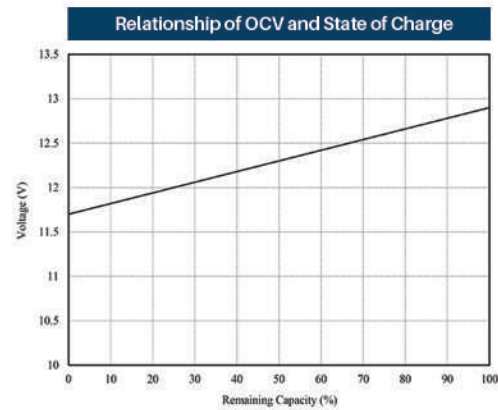
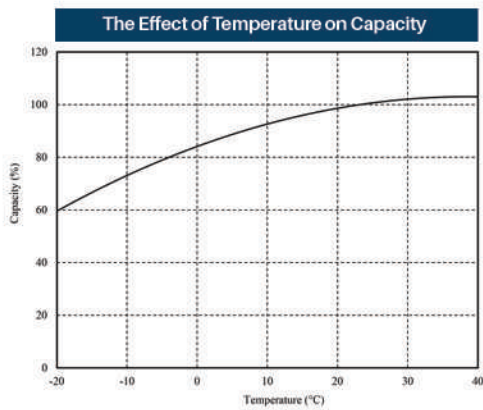
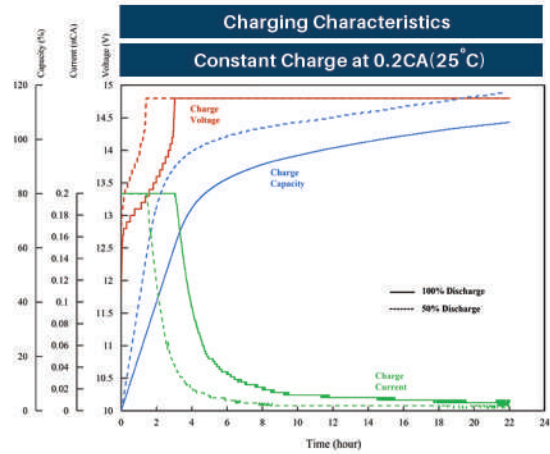
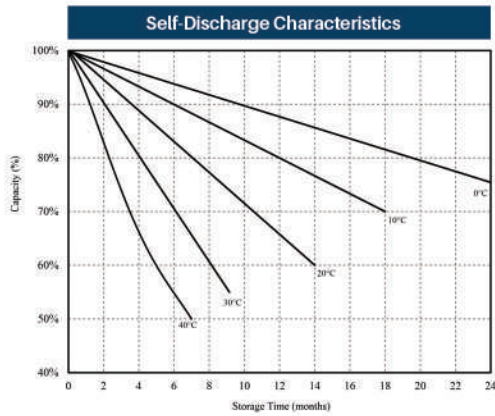
Applications

- Uninterruptable Power Supply (UPS, Inverter, Chargers, etc.)
- Renewable Energy
- Medical & Laboratory Equipment
- Network Communication & Data
- Alarm and Security System
- Communication Power Supply
- Auto Control Systems

Technical Specifications

Nominal Voltage	12 V	
Capacity (10Hr)	65 Ah	
Nominal Capacity (25°C)	68 Ah	20Hr (3.4A ,10.5V)
	65 Ah	10Hr (6.5A ,10.5V)
	57.5 Ah	5Hr (11.5A ,10.5V)
	49.5 Ah	3Hr (16.5A ,10.5V)
	40 Ah	1Hr (40A ,9.6V)
Weight (kg)	20.5±0.75	
Internal Resistance (Fully Charge (25°C))	6.3 mΩ	
Material Of Case and Cover	ABS	
Dimensions (mm)	Length	350
	Width	168
	Height	180
	Total Height	180
Maximum Discharge Current (A,SS)	670	
Pole Type	A5	
Charging Method (25°C)	Maximum Charging current	13 A
	Float charging voltage	13.5-13.8V (18 mV/°C)
	Cyclic Charging Voltage	14.4-14.8V (30 mV/°C)
Operating Temperature Range	Discharge	-15°C~50°C
	Charge	-15°C~40°C
	Storage	-15°C~40°C

12AP-65 **12V** **65AH**



END VOLTAGE (V/CELL)	Constant Current Discharge Data (A, 25°C)						
	Minute		Hour				
	15	30	1	3	5	10	20
1.60 V/Cell	112.0	70.0	40.0	16.97	12.18	7.10	3.59
1.65 V/Cell	109.1	68.3	38.7	16.87	12.05	6.72	3.55
1.70 V/Cell	106.9	66.1	37.0	16.74	11.93	6.64	3.47
1.75 V/Cell	102.4	64.2	36.3	16.50	11.50	6.58	3.42
1.80 V/Cell	100.1	62.6	35.7	16.34	11.36	6.50	3.40

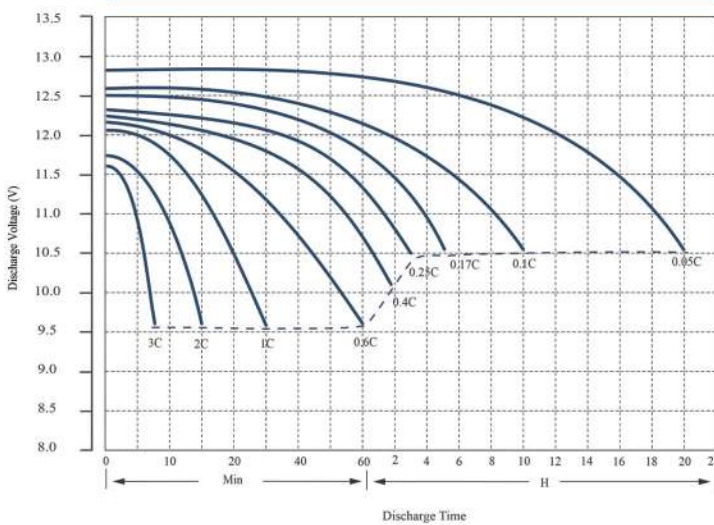
END VOLTAGE (V/CELL)	Constant Power Discharge Data (W / Cell, 25°C)						
	Minute		Hour				
	15	30	1	3	5	10	20
1.60 V/Cell	209.1	131.6	82.1	34.67	23.18	13.57	7.15
1.65 V/Cell	202.5	128.0	79.2	34.35	22.95	13.38	7.02
1.70 V/Cell	195.5	125.2	77.1	33.95	22.57	13.21	6.99
1.75 V/Cell	186.5	121.1	74.8	33.39	22.25	13.01	6.93
1.80 V/Cell	179.5	116.9	72.7	32.71	21.90	12.80	6.84



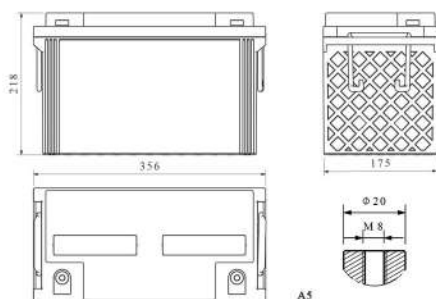
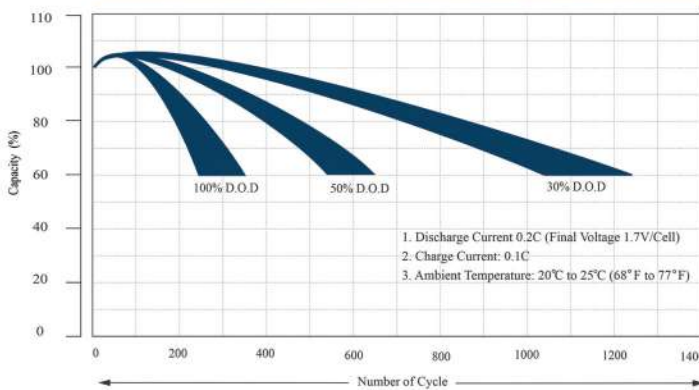
12AP-100

12V 100AH

Discharging Characteristic (25°C)



CYCLE SERVICE LIFE IN RELATION TO DEPTH OF DISCHARGE



Benefits and Features

- High Discharge Performance
- Long Life
- Low Self-Discharge
- Centralized Venting System
- Wide Ranging Operating Temperature
- Container & Cover ABS (Optional-Flame Retardant ABS)
- Maintenance Free
- High Gas Recombination Efficiency

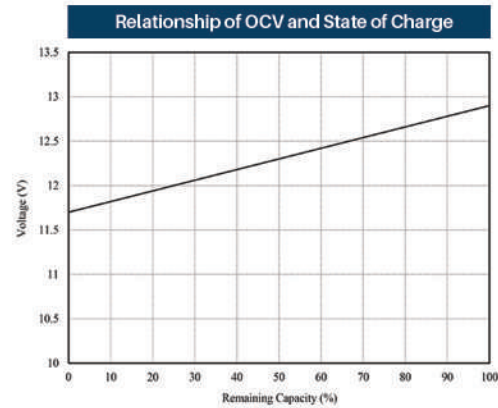
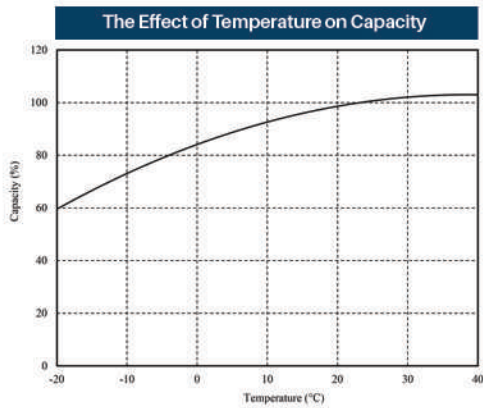
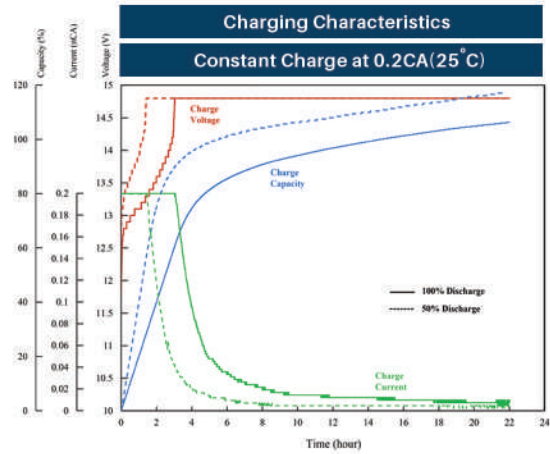
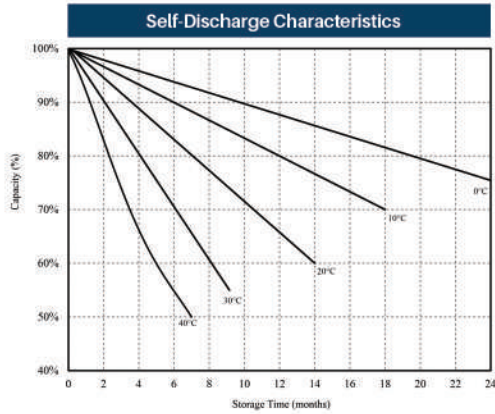
Applications

- Uninterruptable Power Supply (UPS, Inverter, Chargers, etc.)
- Renewable Energy
- Medical & Laboratory Equipment
- Network Communication & Data
- Alarm and Security System
- Communication Power Supply
- Auto Control Systems

Technical Specifications

Nominal Voltage	12 V	
Capacity (10Hr)	100 Ah	
Nominal Capacity (25°C)	102 Ah	20Hr (5.1A ,10.8V)
	100 Ah	10Hr (10A ,10.8V)
	85 Ah	5Hr (17A ,10.5V)
	75 Ah	3Hr (25A ,10.5V)
	61 Ah	1Hr (61A ,9.6V)
Weight (kg)	30.5 ± 1	
Internal Resistance (Fully Charge (25°C))	4.8 mΩ	
Material Of Case and Cover	ABS	
Dimensions (mm)	Length	356
	Width	175
	Height	218
	Total Height	218
Maximum Discharge Current (A,5S)	1020	
Pole Type	A5	
Charging Method (25°C)	Maximum Charging current	20 A
	Float charging voltage	13.5-13.8V (18 mV/°C)
	Cyclic Charging Voltage	14.4-14.8V (30 mV/°C)
Operating Temperature Range	Discharge	-15°C~50°C
	Charge	-15°C~40°C
	Storage	-15°C~40°C

12AP-100 **12V** **100AH**



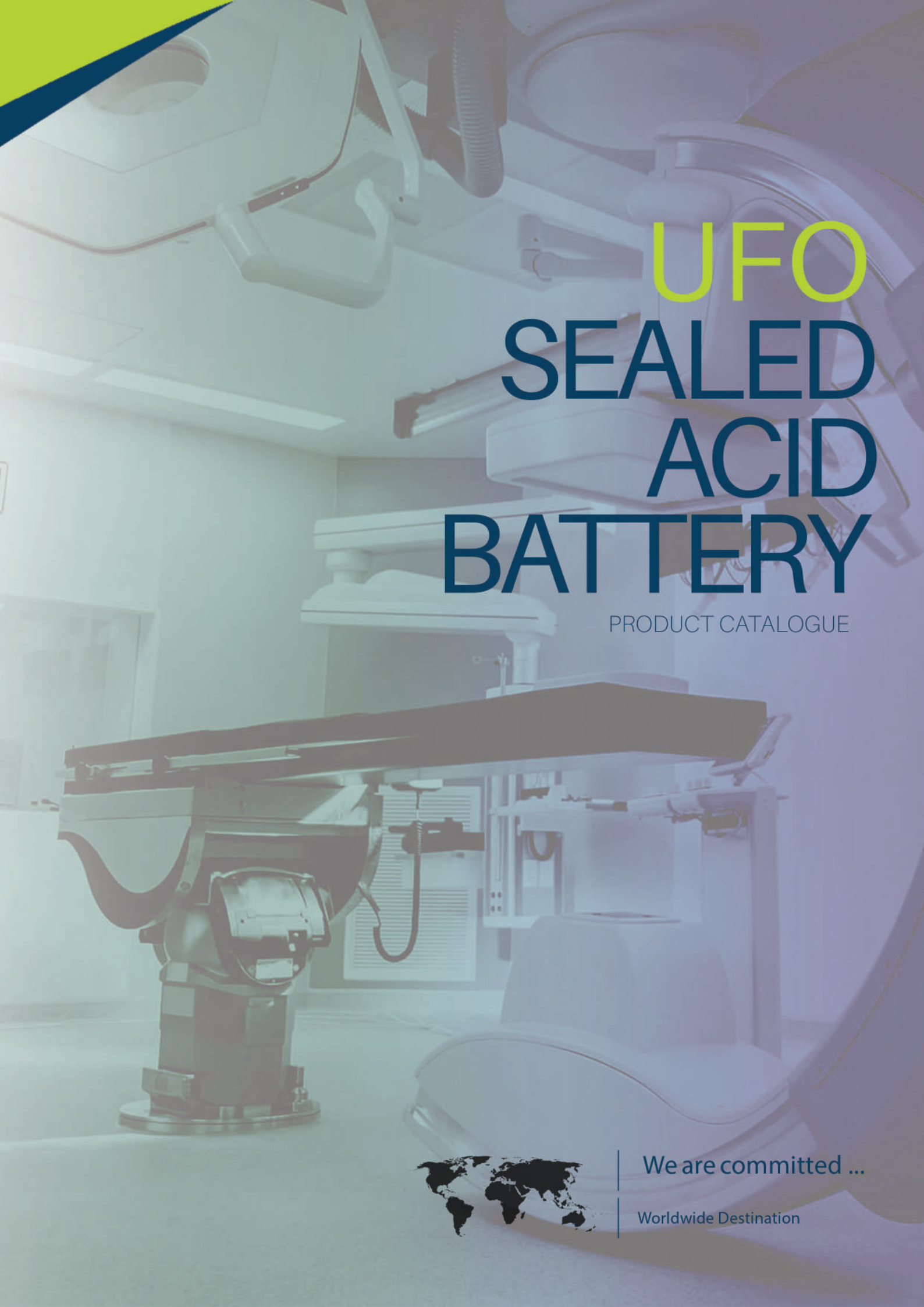
END VOLTAGE (V/CELL)	Constant Current Discharge Data (A, 25°C)						
	Minute		Hour				
	15	30	1	3	5	10	20
1.60 V/Cell	172.0	105.0	61.0	25.64	17.49	10.46	5.25
1.65 V/Cell	168.8	103.1	60.2	25.39	17.28	10.35	5.22
1.70 V/Cell	166.0	101.5	59.0	25.18	17.15	10.23	5.18
1.75 V/Cell	163.1	99.2	58.0	25.00	17.00	10.16	5.14
1.80 V/Cell	160.5	96.7	56.8	24.81	16.74	10.00	5.10

END VOLTAGE (V/CELL)	Constant Power Discharge Data (W / Cell, 25°C)						
	Minute		Hour				
	15	30	1	3	5	10	20
1.60 V/Cell	327.1	205.3	116.5	52.56	34.31	20.45	10.81
1.65 V/Cell	321.5	202.2	115.4	52.21	34.10	20.25	10.79
1.70 V/Cell	315.5	200.0	114.3	51.38	33.82	20.06	10.75
1.75 V/Cell	308.3	196.5	113.3	49.71	33.39	19.78	10.71
1.80 V/Cell	297.1	189.9	109.2	48.71	32.82	19.41	10.49



Sealed Lead Acid Battery





UFO SEALED ACID BATTERY

PRODUCT CATALOGUE



We are committed ...

Worldwide Destination

UFO

SEALED ACID BATTERY

PRODUCT CATALOGUE



www.aco-battery.com



www.alobatri.com

◀ SCAN